

# A solution to the slow stabilisation of surface pressure sensors based on the Wilhelmy method

Matthew Partridge, Frank Davis, Stephen W James, Seamus P Higson, Ralph P Tatam

Centre of Engineering Photonics, Cranfield University; Department of Engineering and Applied Design, University of Chichester

✉ **Correspondence**  
s.w.james@cranfield.ac.uk

📍 **Disciplines**  
Langmuir

🔍 **Keywords**  
Monolayers  
Wilhelmy  
Langmuir  
Surface Pressure  
Langmuir Blodgett

🏠 **Type of Observation**  
Standalone

🔗 **Type of Link**  
Standard Data

🕒 **Submitted** Aug 17, 2016

📅 **Published** Jan 12, 2017



## Triple Blind Peer Review

The handling editor, the reviewers, and the authors are all blinded during the review process.



## Full Open Access

Supported by the Velux Foundation, the University of Zurich, and the EPFL School of Life Sciences.



## Creative Commons 4.0

This observation is distributed under the terms of the Creative Commons Attribution 4.0 International License.

## Abstract

Dynamic measurement of surface pressure is of particular interest in the field of Langmuir monolayers, where the change in surface pressure throughout an experiment can provide information on the properties of the monolayer-forming material, or on the reaction kinetics of the monolayer's interaction with other materials. One of the most common methods for the measurement of dynamic surface pressure is the Wilhelmy plate method. This method measures changes in the forces acting upon a thin plate of material at the air-water interface; this measurement is then converted to surface pressure. One version of this method, which uses filter paper plates at the air-water interface, is particularly popular due to their relatively low cost. However, it has been seen that the use of filter paper plates attached to a Wilhelmy balance requires an initial stabilisation period lasting several hours, during which the readings drift from the original baseline. Here the cause of this drift is explored, considering how changes in the weight of the plate over time influence the assumptions on which the surface pressure is derived from the measurements made by the Wilhelmy balance. A simple method for preventing this drift through pre-soaking of the filter paper plates is presented.

## Introduction

The Wilhelmy method has been the mainstay of dynamic surface pressure measurement since its invention in the 1800s by Ludwig Wilhelmy [1]. The Wilhelmy method measures directly the change in the force acting upon a plate held at the interface between a liquid surface and the surrounding environment. When the plate is held at this interface, there is a combination of forces acting upon the plate- gravity, which pulls the plate into the liquid surface, the natural buoyancy of the plate in the liquid, and the surface tension of the liquid, which pulls the plate into the water [2] (Fig. 1A). Dynamic measurement of the surface pressure is of particular interest in the field of Langmuir monolayers, where the change in surface pressure throughout an experiment can provide information on the properties of the monolayer-forming material [3], or on the reaction kinetics of the monolayer's interaction with other materials [4].

The Wilhelmy plate measures changes in surface pressure through the change in the upward force exerted upon it by the liquid. As the surface tension decreases, the force acting on the plate, and thus weight of the plate, is reduced. The force acting on the plate is given by equation 1.

$$(1) F = \text{Density}_{\text{plate}}glwt + 2\gamma(t + w) \cos \theta + \text{Density}_{\text{liquid}}gtwd$$

Where the plate is defined by its thickness (t), width (w), length (l), and depth (d). The surface tension (g) can be determined by rearranging equation 1 and assuming that the forces of gravity (g) and buoyancy acting upon the plate remain constant throughout the experiment and that the contact angle (q) between water and plate is zero (i.e. the plate is fully wet),

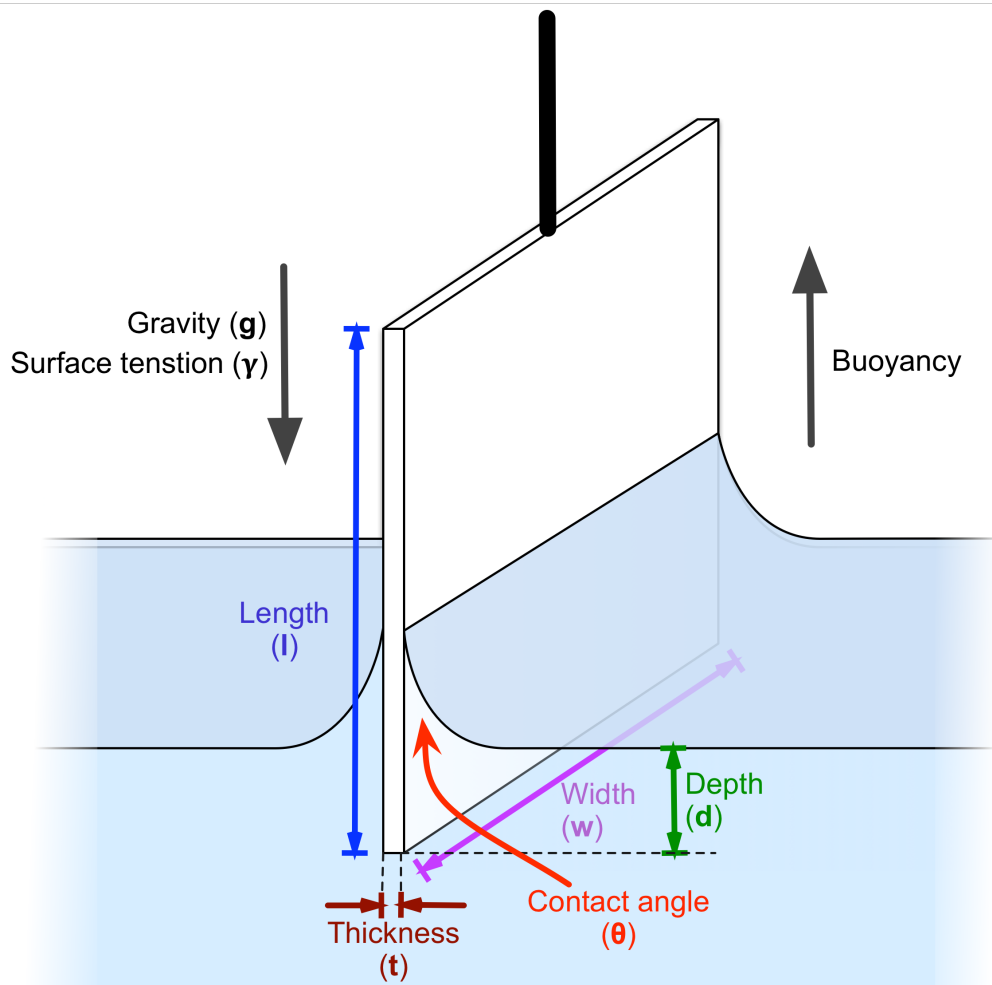
$$(2) \Delta\gamma = \frac{\Delta F}{2(t+w)}$$

A Wilhelmy plate comprises either a piece of filter paper or a small plate of non-reactive material (often platinum). Platinum plates, while non-reactive to most monolayer materials, are difficult to clean and often require sonication and other treatments. This is partially due to the roughened surface of the platinum plates, which is required to encourage a zero-degree contact angle between the plate and the liquid [5]. Many laboratories opt for the cheaper, disposable alternative of a filter paper plate. The filter paper is naturally absorbent and so forms a reliable zero contact angle, though this absorbency can also lead to a 'wicking' effect causing the monolayer material to move up into the pad over time.

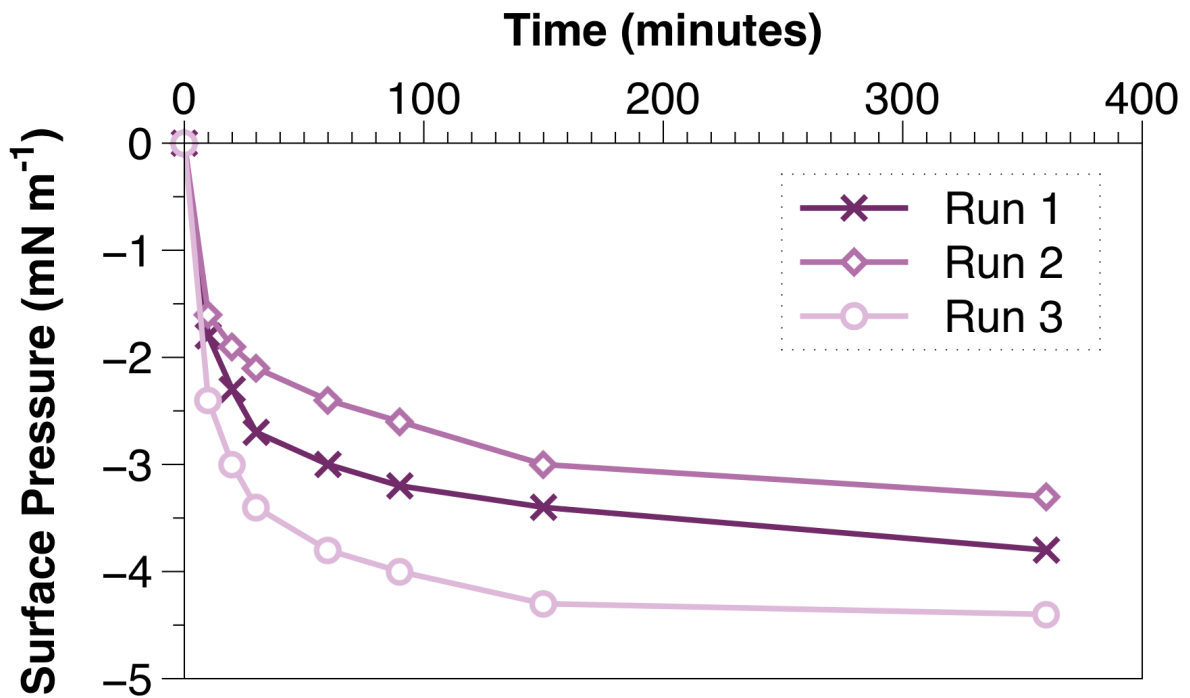
The use of filter paper Wilhelmy plates introduces another, less frequently reported, problem, which until now has not been understood fully. At the start of an experiment, the Wilhelmy plate is mounted on the balance with the plate immersed in the liquid. The plate is commonly left in this state for several hours while the system stabilises. During this stabilisation period, the readings recorded by the plate may drift downwards until a plateau is reached.

### Objective

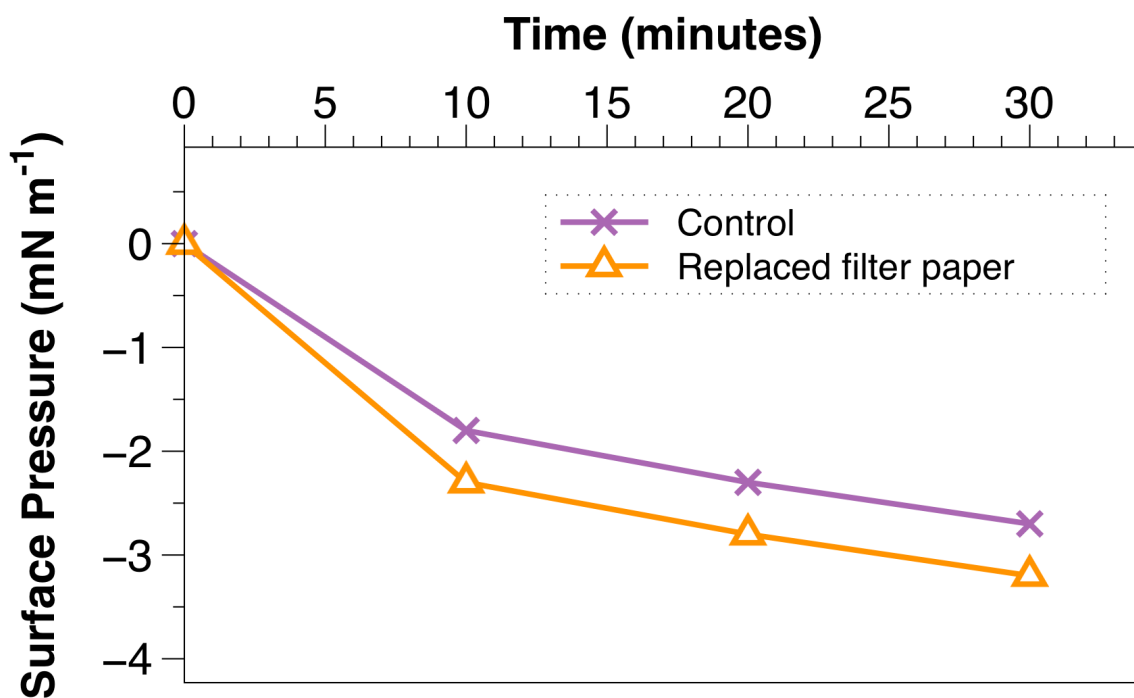
The cause of the drift in surface tension is not clear, but it is often attributed to contamination of the water in the trough, or to stabilisation of the response of the Wilhelmy plate and balance. In this paper, a series of investigations aimed at developing an understanding of the origin of the drift quantifying the problem and providing a solution are presented.



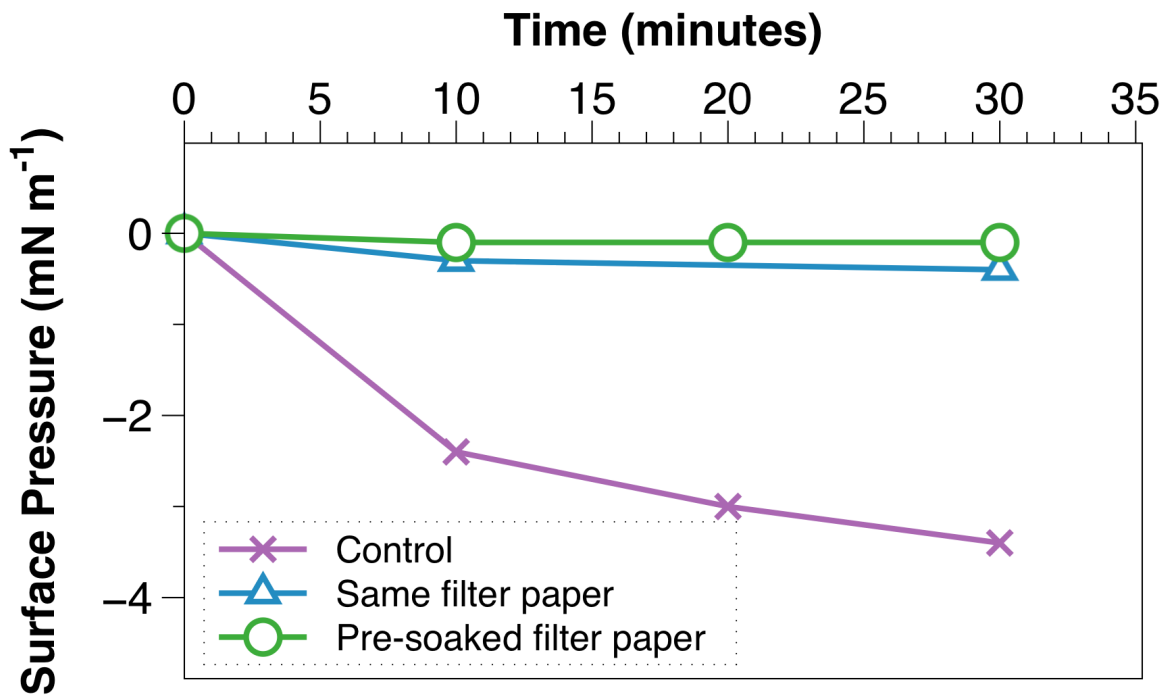
a



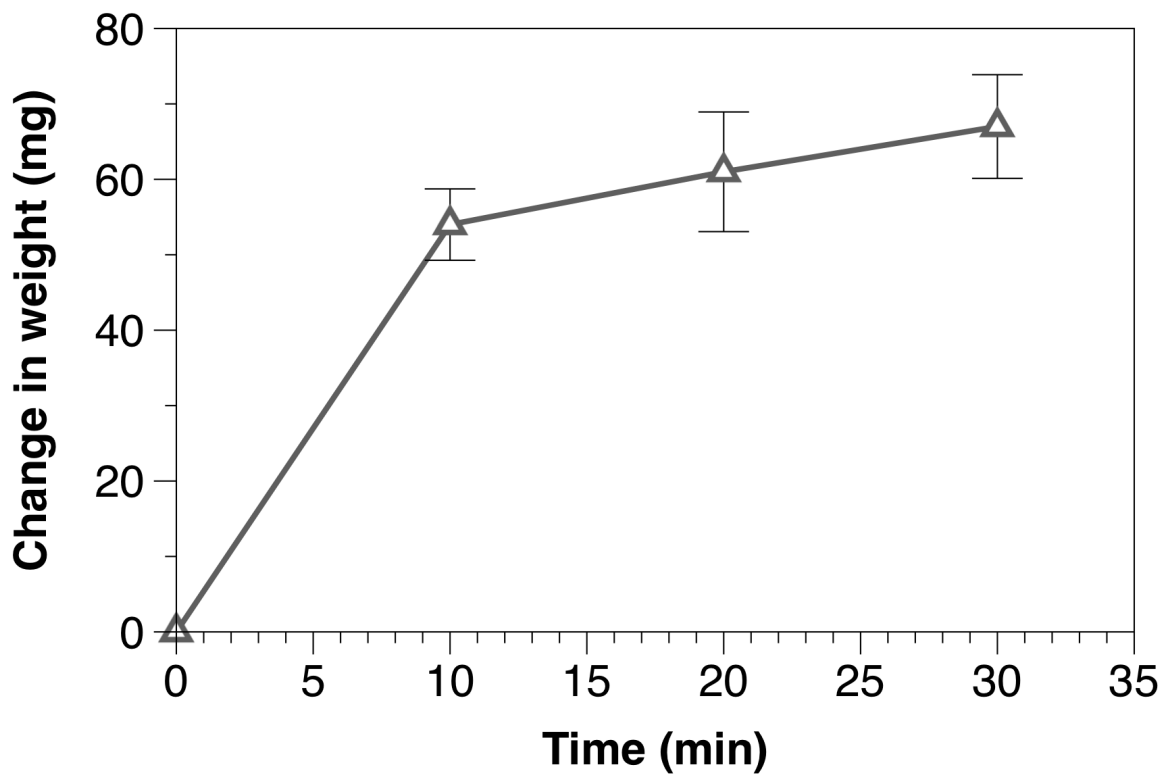
b



c



d



e

**Figure Legend**

**Figure 1.**

(A) Schematic of the forces acting on a Wilhelmy plate, illustrating the parameters required for the determination of surface pressure.

(B) Results of three consecutive experiments in which the surface pressure of water in a Langmuir-Blodgett trough was recorded over time (from trough setup) using a filter paper Wilhelmy plate. (Raw data available at university repository.)

(C) Changes in the measured surface pressure, with X and  $\Delta$  representing data from two different filter paper Wilhelmy plates, recorded sequentially without changing the water in the trough. (Raw data available at university repository.)

(D) Plot of the surface pressure measured using a Wilhelmy balance with a filter paper Wilhelmy plate. X represents the data from the first plate, O the data from the same filter paper plate, but with water in the LB trough changed, while  $\Delta$  represents the data obtained after changing water in the trough and replacing the plate by a new filter paper plate that was pre-soaked in deionised H<sub>2</sub>O for 2 h. (Raw data available at university repository.)

(E) Change in average weight of three filter papers, measured using an Ohaus GA200D balance. The error bars represent the standard deviation of three measurements at each time point. (Raw data available at university repository.)

All experiments were carried out using a Nima alternating layer Langmuir-Blodgett trough (Type 622). In all experiments, the trough was filled with distilled water (18 MOhms cm<sup>-1</sup>). Surface pressure measurements were taken using a Nima PS-3 Wilhelmy balance. The filter paper used on the Wilhelmy balance was Whatman CHR1 chromatography paper (10 mm width). The filter paper was briefly washed with chloroform before attachment to the Wilhelmy balance. Prior to each experiment, the trough was cleaned using dust-free room wipes and acetone (99%), followed by isopropyl alcohol (99%).

## Results & Discussion

The initial study focused on quantification of the drift in the readings taken with the Wilhelmy plate method. This was critical to understanding the problem and its effect on monolayer characterisation. For the initial characterisation, the trough was filled with distilled water, and a new piece of filter paper was hung on the Wilhelmy balance. Once the water had visibly saturated the filter paper, the sensor was 'zeroed'; this data point was used as  $t = 0$ . The surface pressure was then recorded over a 3 h period. The experiment was repeated 3 times, on 3 consecutive days. The data collected during the 3 experiments are shown in figure 1B.

Figure 1B shows that the form of the drift is repeatable, with the measured surface pressure taking approximately around 150 min to reach equilibrium. There is a clear variation between each run, with the average drift equating to approximately 10% (3–4 mN m<sup>-1</sup>) of the surface pressure that would be typically used during transfer of a monolayer onto a substrate during Langmuir-Blodgett deposition.

As the drift was observed to approach a stable plateau, it was assumed that this problem was caused by one or more parts of the system requiring time to equilibrate. Given that the system is comprised of water and a sensor, this limits the number of possible causes. The two key hypotheses considered were the presence of contamination at the liquid surface that causes the surface pressure to take time to equilibrate, and instabilities in the Wilhelmy balance mechanism.

Firstly, the possible contamination of the liquid surface was considered. A control experiment was undertaken to ensure that the measured surface pressure had reached equilibrium. The filter paper was then removed and replaced with a new piece. This replacement of the filter paper was undertaken carefully to minimise disturbance of the water's surface. Once fully wetted, the Wilhelmy sensor was again 'zeroed' and the resulting drift in the surface pressure readings was recorded. The data collected are shown in figure 1C.

Figure 1C shows little difference in the magnitude of the drift in the surface pressure readings between the two experiments. If water (or contamination thereof) was the cause of the drift, then with the first plate we might expect to see a slow change in the surface pressure as the interface layer forming contaminate reached an equilibrium.

However, once formed this layer should not be significantly disrupted by the addition of a new plate as it has been already reached in equilibrium (typified by a decrease in the rate of change in surface pressure). However, in figure 1C, the drift with the first and second plates is similar in magnitude, which indicates that the change is not due to a layer forming from the contaminant in the sub-phase. This indicates that the drift is a property of the Wilhelmy sensor system and not of water.

Figure 1D shows a reduction in the magnitude of the drift of the Wilhelmy surface pressure, when the filter paper plate had been pre-soaked in water. As discussed, the Wilhelmy plate measures the weight of the plate to determine the surface pressure of water. The drift observed after the Wilhelmy plate has been wetted suggests the filter paper is increasing in the weight. The reason for this effect could be that, although appearing fully wetted, the filter paper continues to absorb more water when immersed in the trough, increasing the overall weight, which was recorded by the pressure sensor.

To test the swelling theory, the change in weight of the filter paper was measured using an Ohaus GA200D balance ( $\pm 0.2$  mg precision). 3 filter paper plates were wetted in a small vial of distilled water and weighed immediately. Once weighed, the plates were returned to the vial of distilled water, where they were soaked for 30 min. During this period, they were weighed at the intervals to record any change in the wetted weight. The results are shown in figure 1E.

Figure 1E shows that the plates gain weight at a similar rate to the drift observed in the measurement of surface pressure by the Wilhelmy balance, indicating that drift is the result of the filter paper plates slowly gaining weight.

## Conclusions

The use of dry filter paper causes a drift in the readings taken from a Wilhelmy surface pressure sensor for up to 2 h after initial setup. The slow increase in the water-holding capacity of the filter paper has an influence on the weight of the plate and subsequently the measurements obtained from the Wilhelmy balance. The soaking of filter paper prior to use as a Wilhelmy plate reduces the time taken for the surface pressure measurements to stabilise.

## Limitations

In this study, we have been limited to a single brand of plate paper. While this is the brand typically sold by KSV Nima, one of the biggest users of filter paper-based Wilhelmy plates, further studies using other filter paper materials would be useful.

## Additional Information

### Methods

All experiments were carried out using a Nima alternating layer Langmuir-Blodgett trough (Type 622). In all experiments, the trough was filled with distilled water ( $18 \text{ MOhms cm}^{-1}$ ). Surface pressure measurements were taken using a Nima PS-3 Wilhelmy balance. The filter paper used on the Wilhelmy balance was Whatman CHR1 chromatography paper (10 mm width). The filter paper was briefly washed with chloroform before attachment to the Wilhelmy balance. Prior to each experiment, the trough was cleaned using dust-free room wipes and acetone (99%), followed by isopropyl alcohol (99%).

### Supplementary Material

Please see <https://sciencematters.io/articles/201611000016>.

### Funding Statement

This work was supported by the Engineering and Physical Sciences Research Council, UK grant EP/H02252X.

### Ethics Statement

Not applicable.

## Citations

- [1] Ludwig Wilhelmy. "Ueber die Abhängigkeit der Capillaritäts-Constanten des Alkohols von Substanz und Gestalt des benetzten festen Körpers". In: *Annalen der Physik* 195.6 (1863), pp. 177–217. DOI: 10.1002/andp.18631950602. URL: <http://dx.doi.org/10.1002/andp.18631950602>.
- [2] M. C. Petty. "Langmuir-blodgett films". In: *Endeavour* 7.2 (Jan. 1983), pp. 65–69. DOI: 10.1016/S0160-9327(83)80004-0. URL: [http://dx.doi.org/10.1016/S0160-9327\(83\)80004-0](http://dx.doi.org/10.1016/S0160-9327(83)80004-0).
- [3] G L Gaines. "Insoluble Monolayer at Liquid-Gas Interfaces". In: *John Wiley and Sons* (1966).
- [4] Faridah L. Supian et al. "Interaction between Langmuir and Langmuir–Blodgett Films of Two Calix[4]arenes with Aqueous Copper and Lithium Ions". In: *Langmuir* 26.13 (July 2010), pp. 10906–10912. DOI: 10.1021/la100808r. URL: <http://dx.doi.org/10.1021/la100808r>.
- [5] G. S. Lapham, D. R. Dowling, and W. W. Schultz. "In situ force-balance tensiometry". In: *Experiments in Fluids* 27.2 (July 1999), pp. 157–166. DOI: 10.1007/s003480050340. URL: <http://dx.doi.org/10.1007/s003480050340>.